



Summary of Final Results

Noram Cup # 4 / Quebec Cup Apogee # 1

3 January 2019

Centre Biathlon Myriam Bédard

Time of Last Finish: 14:30 hrs

Youth Women - 6 km Sprint

Rank	Bib	Name	Team	Shooting			Final Time	Behind	%	Pts	Notes
				P	S	I					
1	7	SHERRINGTON, Jenna	FN 	0	1	1	22:31.1	0.0	103.4%	60	
2	15	PARADIS, Pascale	FN 	1	1	2	23:18.9	+47.8	99.8%	54	
3	10	ROUSSEAU, Shilo	WNDC 	2	1	3	23:59.8	+1:28.7	97%	48	
4	18	COYNE, Karly	Can No 	3	1	4	24:57.6	+2:26.5	93.3%	43	
5	16	ARIANO, Danica	SLNC 	1	1	2	25:20.2	+2:49.1	91.9%	40	
6	9	GRANDBOIS, Pauline	FQB 	1	2	3	25:41.01	+3:09.91	90.6%	38	
7	13	VARIEUR, Natasia	WNDC 	1	4	5	25:42.1	+3:11.0	90.6%	36	
8	1	VEINOTTE, Piaper	FQB 	0	0	0	25:52.7	+3:21.6	89.9%	34	
9	4	SKELTON, hannah	HT 	0	2	2	26:15.8	+3:44.7	88.6%	32	
10	8	WALCH, Naomi	FN 	1	3	4	26:23.5	+3:52.4	88.2%	31	
11	17	HOILETT, Claire	Can No 	2	1	3	27:04.4	+4:33.3	86%	30	
12	3	MILNE, RUARI	HT 	2	1	3	27:20.4	+4:49.3	85.1%	29	
13	14	OSNESS, Emma	FN 	0	3	3	27:28.8	+4:57.7	84.7%	28	
14	19	NGUYEN-CAO, Claire	FN 	5	1	6	27:40.3	+5:09.2	84.1%	27	
15	12	KLOTZ, Annika	FN 	4	2	6	27:44.06	+5:12.96	83.9%	26	
16	6	BERGSTROM, Majken	HT 	0	0	0	27:44.13	+5:13.03	83.9%	25	
17	5	HARVEY, Genevieve	FQB 	1	2	3	27:50.6	+5:19.5	83.6%	24	
18	11	POULIOT, Amélya	FQB 	2	1	3	29:14.3	+6:43.2	79.6%	23	
19	20	MORCET, Anne	FQB 	2	2	4	30:26.3	+7:55.2	76.5%	22	
20	2	LOHNES, Abby	HT 	1	2	3	32:07.5	+9:36.4	72.5%	21	

www.fqb.ca





Summary of Final Results







Noram Cup # 4 / Quebec Cup Apogee # 1

3 January 2019


Centre Biathlon Myriam Bédard

Time of Last Finish: 14:30 hrs

Jr Women - 6 km Sprint

Rank	Bib	Name	Team	Shooting			Final Time	Behind	%	Pts	Notes
				P	S	I					
1	21	SEPANDJ, Darya	BATC 	0	0	0	22:16.3	0.0	102.5%	60	
2	23	BLACK, Larissa	WNDC 	0	1	1	22:59.3	+43.0	99.3%	54	
3	22	SELLERS, Anna	BATC 	1	1	2	23:13.4	+57.1	98.3%	48	
4	28	PEKOS, Zoe	WNDC 	2	2	4	23:49.3	+1:33.0	95.8%	43	
5	24	BURKE, Calista	CBR 	3	2	5	26:00.2	+3:43.9	87.8%	40	
6	29	TURNER, Mackenzie	RMR 	2	1	3	26:28.3	+4:12.0	86.2%	38	
7	27	ÉMOND, Adrianna	FQB 	0	1	1	26:39.0	+4:22.7	85.7%	36	
8	26	TILLEY, Tatiana	RMR 	2	0	2	28:18.2	+6:01.9	80.7%	34	
9	25	CAMPBELL, Callie	PEI 	2	1	3	31:13.1	+8:56.8	73.1%	32	

Youth Men - 7.5 km Sprint

Rank	Bib	Name	Team	Shooting			Final Time	Behind	%	Pts	Notes
				P	S	I					
1	30	PLETZ, Logan	SK 	0	2	2	26:01.52	0.0	100.3%	60	
2	32	LUMBY, Logan	FN 	2	2	4	26:02.81	+1.29	100.2%	54	
3	33	SMITH, Lucas	WNDC 	0	2	2	26:13.9	+12.38	99.5%	48	
4	38	LOVSTROM, Reid	BATC 	4	2	6	26:29.4	+27.88	98.5%	43	
5	31	BERG, Finn	CBR 	0	0	0	26:29.97	+28.45	98.5%	40	
6	40	HOLDER, Oliver	FQB 	0	1	1	26:44.71	+43.19	97.6%	38	
7	42	DEMERS, Zachary	FQB 	0	1	1	26:45.09	+43.57	97.6%	36	
8	49	CONNELLY, Zachary	CN 	3	2	5	27:03.5	+1:01.98	96.5%	34	
9	35	HAMEL, Frédéric	FQB 	0	3	3	27:46.2	+1:44.68	94%	32	
10	36	GAUTHIER, Simon	FN 	4	0	4	28:18.2	+2:16.68	92.2%	31	
11	41	MARTEL, Troy	HSBB 	0	3	3	28:27.9	+2:26.38	91.7%	30	
12	44	DRAPER, Jake	CBR 	2	2	4	28:29.5	+2:27.98	91.6%	29	

www.fqb.ca





Summary of Final Results

Noram Cup # 4 / Quebec Cup Apogee # 1

3 January 2019

Centre Biathlon Myriam Bédard										Time of Last Finish: 14:30 hrs	
13	37	MILLS, Joseph	FN		3	3	6	29:06.6	+3:05.08	89.7%	28
14	34	PAZDAN, Christian	CBR		3	4	7	29:13.5	+3:11.98	89.3%	27
15	43	KELLY, Kieran	CBR		2	3	5	29:37.5	+3:35.98	88.1%	26
16	47	WIGGER, Cédrick	FQB		2	2	4	30:36.5	+4:34.98	85.3%	25
17	45	LOHNES, Braden	HT		0	2	2	31:07.8	+5:06.28	83.8%	24
18	48	VIKERI, Mathew	LSB		1	0	1	32:05.9	+6:04.38	81.3%	23
19	39	VARIEUR, Zachary	HT		4	5	9	32:56.6	+6:55.08	79.2%	22
DSQ	46	DOWN, Brett	SK		1	2	3	28:30.0		91.6%	

Penalties: DSQ
5.6S Range procedures

Jr Men - 7.5 km Sprint

Rank	Bib	Name	Team	Shooting			Final Time	Behind	%	Pts	Notes
				P	S	T					
1	55	GRANDBOIS, Leo	FQB		1	1	2	24:04.5	0.0	104.2%	60
2	54	BORGLUM, Haldan	BATC		2	1	3	25:35.51	+1:31.01	98.1%	54
3	52	BOCHKARNIKOV, Sergey	WNDC		1	0	1	25:36.82	+1:32.32	98%	48
4	53	MARCHAND, Keiran	WNDC		0	0	0	25:59.9	+1:55.4	96.5%	43
5	57	SECU, Andrei	WNDC		1	2	3	26:09.1	+2:04.6	96%	40
6	51	ELDEN, Ryan	WNDC		2	0	2	26:12.9	+2:08.4	95.7%	38
7	62	BOUDREAU, Lucas	BATC		1	1	2	26:23.8	+2:19.3	95.1%	36
8	58	HULSMAN, Thomas	BATC		2	2	4	26:35.8	+2:31.3	94.3%	34
9	50	BERLING, Chad	CBR		1	3	4	26:57.5	+2:53.0	93.1%	32
10	59	TWEEDIE, Angus	WNDC		1	2	3	27:40.2	+3:35.7	90.7%	31
11	61	PULLISHY, Michael	BATC		2	4	6	28:18.1	+4:13.6	88.7%	30
12	63	QUINN, Tobias	LSB		1	0	1	28:50.6	+4:46.1	87%	29
13	60	TREMBLAY, Keegan	LSB		2	2	4	30:07.5	+6:03.0	83.3%	28
DNS	56	BYRNE, Jesse	NLB								

www.fqb.ca

